

Cornell University
International Students
and Scholars Office

B-50 Caldwell Hall
Ithaca, New York 14853-2602
Telephone: 607.255.5243
Fax: 607.255.2778
Email: isso@cornell.edu
Web: <http://www.isso.cornell.edu>

F-1 Optional Practical Training (OPT)

FIRST:

- Read the application packet including the “frequently asked questions.”
- Fill in the ISSO Information Sheet (page 7).
- Have your academic advisor fill out page 9, "Academic Advisor's Recommendation Form."
- Complete form I-765 (download from uscis.gov) and fill it out (follow directions on page two).

SECOND:

- Bring the items listed above to the ISSO and sign in to speak with the Advisor on duty,
- Or, if you are living a long distance from Ithaca, fax the ISSO “Advisor on Duty” 607-255-2778.
- The advisor will print out a new I-20 for you which will include our recommendation for your OPT on page 3. You will send a copy of this new I-20 with your application.

THIRD:

- Mail the documents listed below to the USCIS at one of the addresses listed below.* They must receive your application no more than 60 days beyond your graduation date or 60 days beyond the end date on your I-20 (whichever is EARLIER). You MUST send your application within 30 days of getting the new I-20 from the ISSO.
- Be sure to keep copies of everything you mail for your own records!

<u>For U.S. Postal Service deliveries including U.S.P.S. express mail</u> USCIS PO Box 660867 Dallas, TX 75266	<u>For (non-USPS) courier service deliveries (FedEx, UPS,DHL etc)</u> USCIS Attn: AOS, 2501 S. State Hwy. 121 Business Suite 400 Lewisville, TX 75067
---	---

(* see back of this page for important instructions regarding your return address on the I-765)

- [] 1. Form I-765 (which you will download from uscis.gov) (follow instructions on page 2)
- [] 2. A copy of page 1 and page 3 of the new I-20 that the ISSO advisor gives you with the recommendation for Optional Practical Training on page 3.
- [] 3. A copy of both sides of your I-94 Card
- [] 4. A copy of photo page (identification page) and expiration date page of your passport.
- [] 5. A copy of the F1 visa page of your passport (even if expired).
- [] 6. A copy of ALL previous I-20s that have been issued to you (if you do not have these, check with the ISSO advisor to get copies of Cornell I-20s or your previous schools' international office.)
- [] 7. A copy of your previous OPT card or other work card (EAD) if you have had one
- [] 8. **If you are applying for the 17 month extension** (see page 4 below), you must also include a copy of your transcripts or diploma as long as it states the degree field.
- [] 9. Two passport type photographs (See attached sample). Print your name and I-94 card number lightly in pencil on the back of each photo. Put the photos in an envelope and attach it to front of I-765. **DO NOT CUT THE PHOTOS!**
- [] 10. **Fee of \$380.** Checks may be made payable to the Department of Homeland Security. You may send a money order or a personal check drawn on a U.S. bank, NO CASH. Attach the check to the front of the I-765.

Staple all above documents together and send by **certified mail** with a return receipt OR **federal express** (so that you have a tracking number). You will receive a receipt notice (Form I-797) from the USCIS.

INSTRUCTIONS FOR FILLING OUT FORM I-765

- ❑ **Check first box “permission to accept employment” or “renewal” if you are applying for a 17 month extension; fill out lines 1 through 16 (17 if applicable); sign and date:**
- ❑ **#3 Return Address:** This must be an address at which you can receive mail for at least the next 3 ½ months. You cannot put in a forwarding order on this address—the immigration service’s envelopes state “Do Not Forward.” If the card is sent to an address with a forwarding order, or if you cannot receive mail at the address you use, your card will be returned to the immigration service and destroyed. If you want to use a friend’s address, you need to make sure your name is on the mailbox. If you want your department to receive mail for you, check with your department first.
- ❑ **#3 Return Address:** Note: If the return mailing address you indicate on the I-765 is not located in New York, please check the chart on page 6 for the proper mailing address for your application.
- ❑ **#10 Alien Registration Number:** in most cases you will use your I-94 number found on the upper left side of the I-94 card that you received when you entered the US (small white card in your passport). It is usually an 11 digit number – sometimes the last two digits are separated by a space.
- ❑ **#11 Previous employment authorization:** The answer is “no” unless you have previously applied for an OPT card at this or any other institution. It is “no” even if you have had CPT or an H1B visa. If you are applying for a 17 month extension, please answer “yes” and complete the related information.
- ❑ **#16 Eligibility Categories:** For F-1 OPT, fill out as follows:
 - **For summer OPT PRIOR to graduating: (c) (3) (A)**
 - **For POST – Completion (after graduating) OPT: (c) (3) (B)**
 - **For the 17 month extension of OPT (see FAQ #10 below): (c) (3) (C)**
- ❑ **#17 If you are applying for the 17 month extension, you must also complete this section with your degree field and your employer’s “E-Verify” number.**
- ❑ **Certification:** Remember to sign and date the I-765

REMINDERS: REGULATIONS WHILE YOU ARE ON "OPT"

- ❑ **REQUIRED UPDATES (ADDRESS AND EMPLOYMENT).** Immigration regulations REQUIRE that while you are on OPT, you **MUST** notify the Cornell ISSO when you change your address AND/OR when you are NOT employed by filling out our OPT update form on the web at:
<http://www.isso.cornell.edu/immigration/f1/optreport.php>

TRAVELING ABROAD WHILE ON PRACTICAL TRAINING:

- ❑ In order to re-enter the U.S. while you are on Optional Practical Training, you must have a valid passport, current F-1 visa stamp, I-20 signed within the last six months, the EAD (OPT work card) or the receipt notice for you OPT application **AND your job offer letter.**
- ❑ **NEVER ENTER the U.S. in any VISA STATUS OTHER THAN F-1** while on your OPT (it will invalidate your OPT!)

OPT – FREQUENTLY ASKED QUESTIONS

1. What is F-1 Optional Practical Training?

Practical training is the opportunity to apply knowledge gained in your degree program to off-campus work in your major field (not your minor). OPT is authorized by the U.S. Citizenship and Immigration Services (U.S.C.I.S.). This authorization can take 2 to 3 months to obtain. The maximum amount of time granted to work on F-1 OPT status is 12 months per degree level plus a possible H1B cap gap extension OR a 17 month extension for those who qualify (see info on page 4). You may use some or all of the available 12 months of practical training during your course of study or save the full twelve months to use after you graduate. You may apply for POST-graduation OPT up to 90 days before your graduation date and **the immigration service MUST RECEIVE your application NO LATER THAN 60 days beyond your graduation date or 60 days beyond the end date of your I-20 (WHICHEVER IS EARLIER)** or, if you are an advanced graduate student, **NO LATER THAN 60 days beyond the last day that you are registered as a student or the end date of your I-20 (WHICHEVER IS EARLIER)**. You **MUST** send your application within 30 days of getting the new I-20 from the ISSO.

2. What are the Eligibility Requirements for F-1 Optional Practical Training?

To be eligible to apply for optional practical training, you must: (1) have been a full time enrolled student in the U.S. for at least one academic year by the requested start date of your OPT, and (2) be in F-1 status when you apply.

3. If I complete one degree program, take 12 months of practical training, and then begin a second course of study, am I eligible for an additional 12 months of practical training?

Yes, you are eligible to apply for another 12 month period of Optional Practical Training after changing to a **higher degree level**. This does not apply to a second master's degree.

4. How can I use optional practical training while I am still in my program?

You may use OPT while you are still in your degree program as follows: (1) part-time while school is in session, (2) full-time during annual vacation periods, and/or (3) full-time after you completed all course requirements for the degree and have a thesis requirement remaining. These periods of OPT used before you graduate will be deducted from the total allowable period of 12 months. Part-time OPT will be deducted at one-half the full-time rate.

5. How long does it take to get authorization for OPT and when should I apply?

Authorization for OPT is granted by U.S.C.I.S. and can take 2 - 3 months to obtain. Therefore it is important that you apply long before the date you wish to start working. For post-completion OPT, you may apply up to 90 days before your graduation date and **NO LATER THAN 60 days beyond your graduation date, end date of your I-20 or last day that you are registered if you are an advanced graduate student**. You also can NOT apply MORE than 120 days before the start date that you choose. You **MUST** send your application within 30 days of getting to new I-20 from the ISSO.

6. Do I need to have a job to apply for optional practical training?

You do **NOT need to have a job offer** before applying for the first 12 months of optional practical training. If your field qualifies you for the STEM extension, you **DO** have to have a job to apply.

7. Do I need to have a job while I am on optional practical training?

Yes. The new regulation requires that you do have employment while on your POST-graduation OPT period. You are only allowed to have a total of 90 days of unemployment in your 12 month period of OPT or 120 days if you apply for and receive the 17 month extension. While on POST-graduation OPT, you **MUST** update your employment information on the ISSO website: <http://www.isso.cornell.edu/immigration/fl/optreport.php>

8. Does the job I have while on OPT have to be paid employment, or can it be unpaid?

For the first 12 month period of post-completion OPT, the employment does NOT have to be paid employment. Therefore, a student who is self-employed (including performance majors with regular "gigs"), interning or volunteering in a position directly related to the academic field would be considered "employed" for the purposes of OPT employment. **For the 17-month STEM extension, employment must be traditional paid employment.**

9. Can I begin working before I receive the Employment Authorization Document?

You may NOT begin employment before you receive your EAD from U.S.C.I.S.; working before practical training has been authorized by the U.S.C.I.S. constitutes illegal employment that will jeopardize your legal status in the U.S.

10. Do I have to do anything with the ISSO while I am on OPT?

Yes! Immigration regulations REQUIRE that while you are on POST-graduation OPT, you **MUST** report your employment and address information to the Cornell ISSO by filling out our OPT update form at:
<http://www.isso.cornell.edu/immigration/f1/optreport.php>

11. Can I extend my OPT after the 12 months?

There are two types of extensions available: 1) a 17 month extension for those in certain fields (discussed below) and 2) an “H1B Cap Gap Extension” which extends your work authorization through to the start of your cap subject H1B visa if your OPT ends after your cap subject company has applied for a H1B for you but before the H1B starts on the following October 1st. This cap gap extension is available to all F-1 students using OPT in any field, as long as you have a pending or approved “cap subject” H1B application and the employer applied for in with a request for change of status as part of the application. The extension is automatic, you do not have to do anything at all to get the extension. “Cap Subject” refers to any H1B application that must be counted against the quota on H1B applications.

INFORMATION ON THE 17-MONTH “STEM” EXTENSION:

12. What is the 17 month STEM extension of OPT?

The “STEM Extension” allows F-1 students on OPT who have received a degree in the fields listed below, referred to as “STEM” fields (science, technology, engineering, or mathematics), to apply for a one time 17-month extension of their regular 12 month OPT period. **You will NOT apply for 29 months up front.** The 17 month extension will allow students to have extended work authorization in case they do not get an H1B visa in their first year after graduating. Students who timely file an application for the 17-month OPT extension will be able to continue employment while the extension application is pending, until a final decision on the I-765 or for 180 days, whichever comes first.

13. I think I qualify, how do I apply for the 17 month extension?

FIRST: Students graduating now with degrees in these fields will first apply for the regular 12 month period of OPT as usual.

THEN, WITHIN 3 months of the end of your first 12 months of OPT: If you meet the following criteria, you can apply through the ISSO office for your 17 month extension of your OPT during your first 12 months of OPT.

CRITERIA FOR THE 17 MONTH EXTENSION:

- Your employer must be enrolled in the “E-Verify” program (see information links below).
- You must have graduated and be working in one of the fields listed below referred to as “STEM” fields
- You must have maintained status while on OPT

14. What are the “STEM” fields?

Actuarial Science, Computer Science Applications, Engineering, Engineering Technologies, Biological and Biomedical Sciences, Mathematics and Statistics, Military Technologies, Physical Sciences, Science Technologies, Medical Scientist (MS, PhD) For more info see our website at:

<http://www.isso.cornell.edu/immigration/f1/f1newoptreg.php>

15. What is “E-Verify”?

E-Verify is an Internet-based system operated by U.S. Citizenship and Immigration Services (USCIS) in partnership with the Social Security Administration (SSA). E-Verify is currently free to employers and is available in all 50 states. E-Verify provides an automated link to federal databases to help employers determine employment eligibility of new hires and the validity of their Social Security numbers. More information is available at: www.uscis.gov.

16. Are there any other requirements while I am on the 17-month extension?

In addition to filling out the OPT report form for changes in address or employment, students on the 17 month extension of OPT will have to complete a report to the school every six months while on the 17 month extension. We will send out email reminders. You will report to us using the OPT report form at:

<http://www.isso.cornell.edu/immigration/f1/optreport.php>

TRAVEL and OPTIONAL PRACTICAL TRAINING

17. Now that I've turned in my application, can I travel outside the U.S. while I wait for the card to come?

After you graduate, in order to re-enter the U.S. you must have the following: OPT card (or receipt notice for the OPT application), your valid passport, a **current F-1 visa stamp**, I-20 signed within the last six months, **AND your job offer letter or proof of employment.**

Before you graduate, you should be able to get back in to the U.S. without the OPT card as long as it is still long enough in advance of your graduation (at least one month). If you have to travel, talk to an advisor at the ISSO before you leave.

18. I want to leave the U.S. for a short time while my OPT application is in process, but I need to return before the card will arrive. I have a tourist visa (B2) that is valid for 10 years. Can't I just enter the U.S. on my tourist visa while I'm waiting to get the EAD card, then start work with the card once I get it?

NO!! If you intend to continue working on your OPT, **NEVER** enter in any other immigration status except F-1. If you leave the U.S. and re-enter with a B status, and you will have lost your F-1 status and your OPT will be **invalid!**

19. What documents do I need to re-enter the U.S. while on OPT?

You will need your I-20 that has been endorsed on the travel line by the ISSO within the last 6 months; the OPT card from the U.S.C.I.S. (or the receipt notice for your OPT application), your valid passport, a **current F-1 visa stamp**, **AND your job offer letter or proof of employment.**

20. What if I have applied for the 17 month extension but I have not yet received the card, can I travel out of the U.S.?

No, the immigration service advises that while you are waiting for the approval of the 17 month extension, you should NOT try to re-enter the country until you RECEIVE the new OPT card.

21. The visa stamp in my passport has expired, but I need to travel outside the U.S. while on OPT. Do I need to get a new visa stamp at an embassy?

If you are going to Canada or Mexico, and staying for less than 30 days, you could re-enter the U.S. on your expired F-1 visa stamp, with your I-94 card, a valid passport, your EAD card (or receipt notice), an I-20 that has been signed by the ISSO within the last 6 months, **AND your job offer letter or proof of employment** as long as: 1) you do not apply for a visa while in Canada and 2) you are NOT a national of Iran, Syria, Sudan, Cuba or North Korea. **If you are traveling elsewhere**, you will need to go to a U.S. embassy or consulate and seek a new visa stamp. **Please come in to the ISSO** to discuss your visa application with an advisor as the consulates often change the requirements for visa applications for students on OPT.

22. In what ways is my application to the embassy for a new visa stamp affected by being on Optional Practical Training?

The risk of denial of an application for a renewed visa stamp for Optional Practical Training is somewhat higher than while you are in your active student program. The F-1 student visa requires that the applicant must intend to return to the home country at the end of the program, and if the embassy official is not convinced of your intention to return home, the visa application will be denied. It is possible and many students on OPT get their F-1 visa stamps renewed. You do have to be careful to demonstrate non-immigrant intent. Please see an ISSO advisor to discuss in more detail.

23. What documents do I need to show at the embassy for a new visa stamp under OPT?

You need to take a valid passport, the EAD card or receipt notice for your application, an I-20 created by the ISSO for your OPT application, **AND your job offer letter or proof of employment.** The official job offer letter should sound temporary and not permanent. You should also be prepared to discuss how this job experience will apply to the job market in your home country, and how you intend to apply it there.

24. Do I still need to get the travel line on my I-20 signed by the ISSO during the year of OPT?

Yes, during the OPT year, if you travel outside the U.S., you need to have the travel line signed every six months. If you are not located in Ithaca, mail the original I-20 to the ISSO for endorsement, leaving plenty of time for mailing delays both ways.

Where to File:

<p><u>If you live in (return address on I-765):</u></p> <p>Alabama, Arkansas, Connecticut, Delaware, District of Columbia, Florida, Georgia, Kentucky, Louisiana, Maine, Maryland, Massachusetts, Mississippi, New Hampshire, New Jersey, New Mexico, New York, North Carolina, Pennsylvania, Puerto Rico, Rhode Island, South Carolina, Oklahoma, Tennessee, Texas, Vermont, Virginia, U.S. Virgin Islands, or West Virginia</p>	<p><u>Mail your application to USCIS Dallas Lockbox:</u></p> <p>For U.S. Postal Service deliveries: USCIS PO Box 660867 Dallas, TX 75266</p> <p>For Express Mail: USCIS, Attn: AOS 2501 S. State Hwy, 121, Business Suite 400 Lewisville, TX 75067</p>
<p><u>If you live in (return address on I-765):</u></p> <p>Alaska, Arizona, California, Colorado, Guam, Hawaii, Idaho, Illinois, Indiana, Iowa, Kansas, Michigan, Minnesota, Missouri, Montana, Nebraska, Nevada, North Dakota, Ohio, Oregon, South Dakota, Utah, Washington (state), Wisconsin, Wyoming, or Commonwealth of the Northern Mariana Islands</p>	<p><u>Mail your application to USCIS Phoenix Lockbox:</u></p> <p>For U.S. Postal Service deliveries: USCIS PO Box 21281 Phoenix, AZ 85036</p> <p>For Express Mail: USCIS, Attn: AOS 1820 E. Skyharbor Circle S, Suite 100 Phoenix, AZ 85034</p>

ISSO Information Sheet for OPT Application

We will enter our ISSO advisor recommendation for your OPT in the SEVIS database and print out a new I-20 with our recommendation and your requested dates printed on page 3. We need the following information:

FIRST NAME: _____ LAST NAME: _____

SEVIS ID# (upper right hand corner of your I-20, starts with "N"): N _____

OPT START DATE: _____ * OPT END DATE: _____

*Please read section below on choosing your start date. This date is not needed for 17 mo. extensions.

Email Address that you will keep while on OPT: _____

Graduation Date: _____ Major Field: _____

Additional Information for the 17-month extension (for info on 17-month extension see page 4 of this packet):

End date of Current OPT card: _____ Your Job Title: _____

Name of Employer: _____

Address of Employer: _____

Supervisor's Name: _____ Supervisor's phone or email: _____

Choosing your Start Date

(see OPT time-line illustrated on the back of this page)

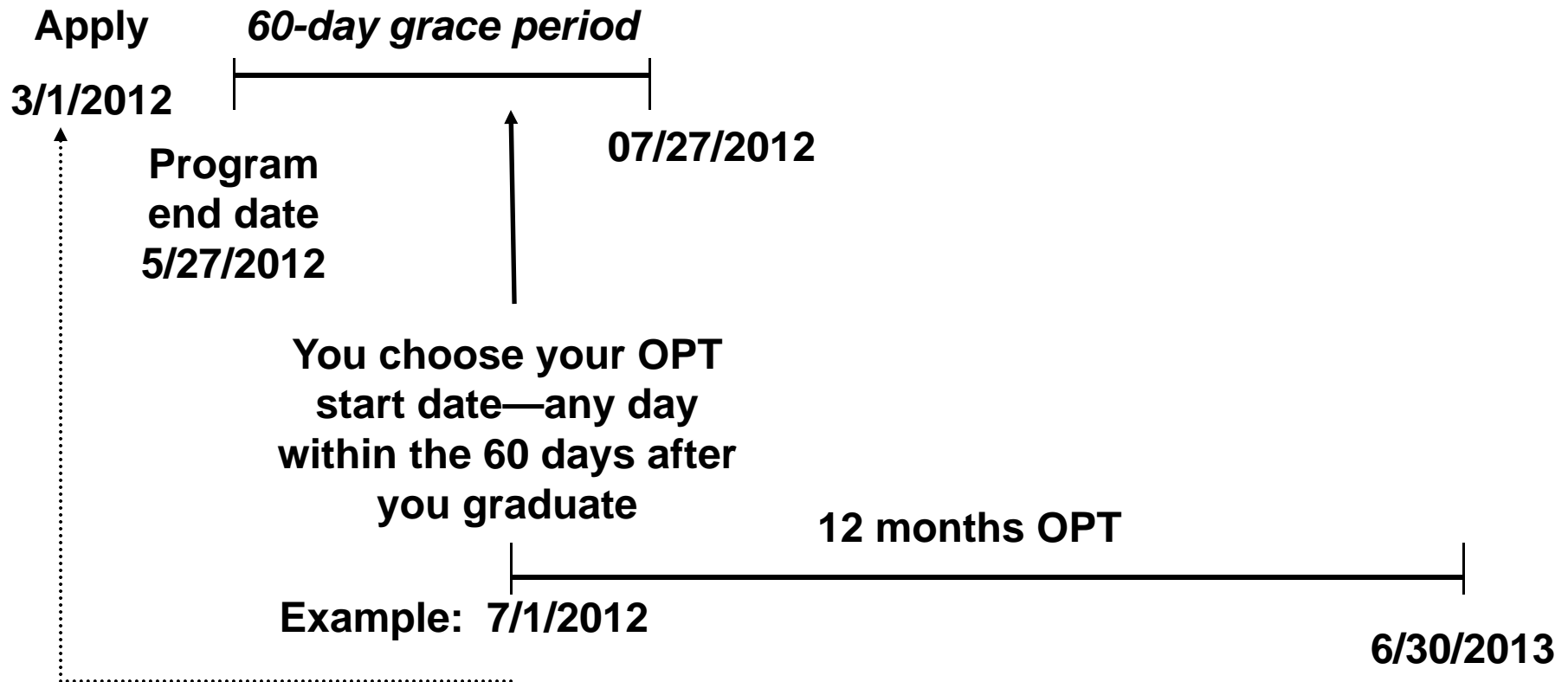
You are allowed to pick a start date any time within the 60 days following your graduation date or your last day of registration (whichever is earlier). There is some leeway if you finish your coursework and need an earlier start date. There are many overlapping time constraints which effect your OPT application (see OPT time-line illustrated on the back of this page). When choosing the start date for your OPT card, the most important priorities to weigh are:

1. **Choose the earliest day that you might want to start working (you cannot begin working BEFORE the start date on the OPT card).** What if someone offers you a job with the stipulation that you start the day after graduation? Plan for any possibility.
2. **If you want the latest possible day to start your work authorization,** the latest day you may choose as your start date for the OPT card is 60 days after your graduation or last day of registration (whichever is earlier). For a December 2011 graduation, the last day of your immigration status is January 22, 2012 and the latest OPT start date is March 22, 2012. For a May 27, 2012 graduation, the last date is July 27, 2012, for August 20, 2012 graduation, last date is October 20, 2012.


REMEMBER: You may not change these dates after you apply for OPT.

Your OPT Time-Line

(For example only -- your actual dates may be different than those listed here.)



**Apply no more than 3 months before you graduate, not earlier than 120 days before your chosen start date, and no more than 60 days after graduation!
Also, you must send your application within 30 days of getting the new I-20 from the ISSO.**



Cornell University
International Students
and Scholars Office

B-50 Caldwell Hall
Ithaca, New York 14853-2602
Telephone: 607.255.5243
Fax: 607.255.2778
Email: isso@cornell.edu
Web: <http://www.isso.cornell.edu>

Graduation / Degree Completion Requirement for F-1 Post-completion Optional Practical Training (OPT)

The purpose of this form is to let the ISSO know that you, as the student's academic advisor, confirm that this student is expected to complete the program at the time stated below. We need this information to complete the OPT application with the student. Questions can be directed to any advisor at the ISSO at isso@cornell.edu. Thank you for your assistance. [NOTE: this form is NOT needed for 17-month extension applications NOR for PRE-completion SUMMER-only OPT.]

STUDENT'S NAME: _____

ADVISER'S NAME, TITLE, & DEPARTMENT: _____

When do you anticipate this student completing his or her studies at Cornell?
(Please fill in date and check one of the following.)

_____/_____/_____

- Graduation/Conferral of Degree date
- Completion of semester/last day as registered student
- Other: _____
(explain)

Adviser's signature

Date

Phone number



U.S. Citizenship and Immigration Services

USCIS Is Making Photos Simpler



**Old Three-Quarter
Style Photo**



**New Passport
Style Photo**

Photos Must Be in Color

Washington, DC — In accordance with language specified in the Border Security Act of 2003, U.S. Citizenship and Immigration Services (USCIS) today announced a change in the photo requirements for all applicants from a three-quarter face position to a standard, full-frontal face position to take effect **August 2, 2004**.

USCIS will accept both three-quarter and full-frontal color photographs until **September 1, 2004**, after which only full-frontal color will be accepted.

The application process of customers who have already submitted materials that include color photos with the three-quarter standard **will not** be affected by this change.

All photos must be of just the person. Where more than one photo is required, all photos of the person must be identical. All photos must meet the specifications for full-frontal/passport photos and must not be more than 30 days old when an application is filed.

For more information on photo standards, visit the Department of State website at <http://www.travel.state.gov/passport/pptphotos/index.html>, or contact the USCIS National Customer Service Center at 1 800 375 5283.

[List of forms that require photos is on the back](#)

Passport Photographs: Composition Checklist

(from http://www.travel.state.gov/passport/guide/composition/composition_874.html)

7 Steps to Successful Photographs:

- ✓ Frame subject with **full face, front view, eyes open**
- ✓ Make sure photo presents **full head** from top of hair to bottom of chin; height of head should measure 1 inch to 1-3/8 inches (25 mm to 35 mm)
- ✓ **Center head** within frame (see Figure 2 below)
- ✓ Make sure **eye height** is between 1-1/8 inches to 1-3/8 inches (28 mm and 35 mm) from bottom of photo
- ✓ Photograph subject against a plain white or off-white **background**
- ✓ **Position subject** and **lighting** so that there are no distracting shadows on the face or background
- ✓ Encourage subject to have a **natural expression**

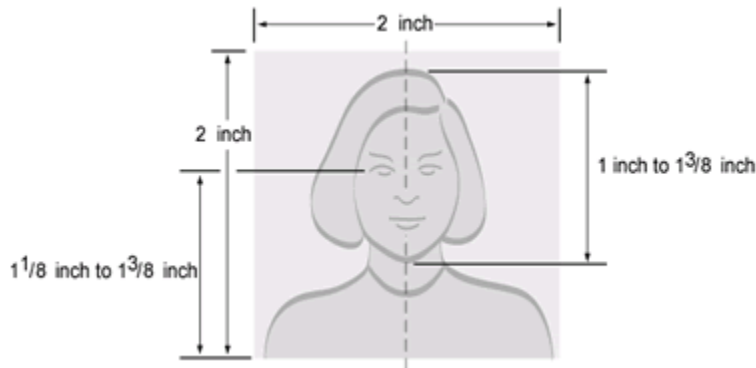


Figure 2. Head Position & Placement

Well-Composed Photos



Frequently Asked Questions about Passport Photographs

(from: http://www.travel.state.gov/passport/guide/faq/faq_881.html)

Do the photos have to be in color?

Yes, the photos must be in color.

How recent must the photos be?

The photos must be no older than 6 months.

What pose should the photos show?

The photo should show a clear, front view, full face of the customer. The customer should be in normal street attire, without hat or dark glasses against a plain white or off-white background. The customer should have a natural expression, mouth closed, and eyes open and looking directly ahead. Photos in which the face of the person being photographed is not in focus will not be accepted.

How big should the head be in the photo?

The customer's head, measured from the bottom of the chin to the top of the hair, should be between 1 inch and 1-3/8 inches. The head should be centered in the photo. The head of the person being photographed should not be tilted up, down or to the side. It should cover about 50% of the area of the photo.

Can hats or religious headgear be worn for the photo?

Unless worn daily for religious reasons, all hats or headgear should be removed for the photo. In all cases, no item or attire should cover or otherwise obscure any part of the face.

Can eyeglasses be worn for the photo?

Eyeglasses worn on a daily basis can be worn for the photo. However, there should be no reflections from the eyeglasses that obscures the eyes.

Can sunglasses or tinted glasses be worn?

Dark glasses or nonprescription glasses with tinted lenses are not acceptable unless you need them for medical reasons. A medical certificate may be required.

Can work uniforms be worn for the photo?

Uniforms should not be worn in photographs except in the case of religious attire that is worn daily. Otherwise, normal street attire should be worn.

Are photos that are copied from recent driver licenses or other official documents acceptable?

No, only original photographs are acceptable. Copied or digitally scanned photos of photos will not be accepted. In addition, photos must not be retouched to alter the customer's appearance in any way.

Are snapshots, magazine photos, or photos from vending machine acceptable?

No, snapshots, magazine photos, most vending machine prints, or full-length photographs are not acceptable.

May photos be taken with a digital camera?

If the digital camera has sufficient resolution — capable of capturing and storing images with 1 million pixels (megapixels) or more — it can be used to take the photos. However, printing of digital images is best done by professional photography processing labs because many off-the-shelf digital printers cannot achieve the image-quality required for passport and visa photographs. In any case, the image-quality criteria, described on this website, must be met in the submitted conventional film photo and/or the digital image printed photo.

Places to obtain Passport Photos

Fees are in the \$10-14 range

Student Agencies, Inc.
www.studentagencies.com
409 College Avenue
272-2000

The Post Office at ILR
311 E. Palm Road
(on campus)
Hours for passport photos only: 8am-12noon
255-3907

AAA
1284 Dryden Road
273-6727

The Cornell Store